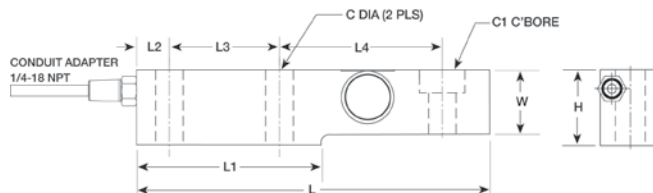


RLSB250/RLSB250T Single-Ended Beam, Stainless Steel, Welded-seal, NTEP 1:5000 Class III Mult. Cell, IP67






Threaded Versions
Now Available

Picture is a representation of actual product



SPECIFICATIONS

Full Scale Output: 2.0mV/V	Safe Overload: 150% Full scale	Insulation Resistance: 5000 megohms	Cable Color Code: Green+ Excitation Black.....- Excitation White+ Signal Red- Signal
Bridge Resistance: 350 ohms, nominal	Safe Sideload: 100% Full scale	Seal Type: Welded-seal, IP67	Warranty: Two-year limited warranty
Material/Finish: Stainless steel	Rated Excitation: 10V DC (15V maximum)	Cable Length: 20 ft/6.2 m	Approvals:   
Temperature: Compensated range 14°F to 104°F/-10°C to 40°C	Combined Error: 0.02%	Cable Diameter: .200 polyurethane jacket	
	Non-repeatability: 0.01% Full scale		

DIMENSIONS

RATED CAPACITY	C	C1	H	L	L1	L2	L3	L4	T*	W
lb/inches										
2500-5000	.53	.68 THRU C'BORE 1.19 x .47 DP	1.88	8.00	4.00	.75	2.50	3.88	3/4-16 UNF	1.44
10,000 lb	—	1.00 thru 1.63 x .62 DP	2.46	9.00	4.00	.75	2.00	5.25	—	1.62
kg/mm										
1134.0	13.5	.68 THRU C'BORE 1.19 x .47 DP	47.8	203.2	101.6	19.1	63.5	98.6	—	36.6

ORDER INFORMATION

LOAD RATING		PART #	PRICE
*2500 lb	(1134.0 kg)	34482	Consult
2500 lb	(1134.0 kg)	116053	Consult
5000 lb	(2268.0 kg)	116054	Consult
*10,000 lb	(4536.0 kg)	116055	Consult
Insert	—	116084	Consult

*No threads in load hole

INTERCHANGEABLE PRODUCTS

MANUFACTURER	MODEL
Cardinal®	SB2500*

RICE LAKE WEIGHING SYSTEMS